

LED SPHERE

WWW.DYDELL.COM





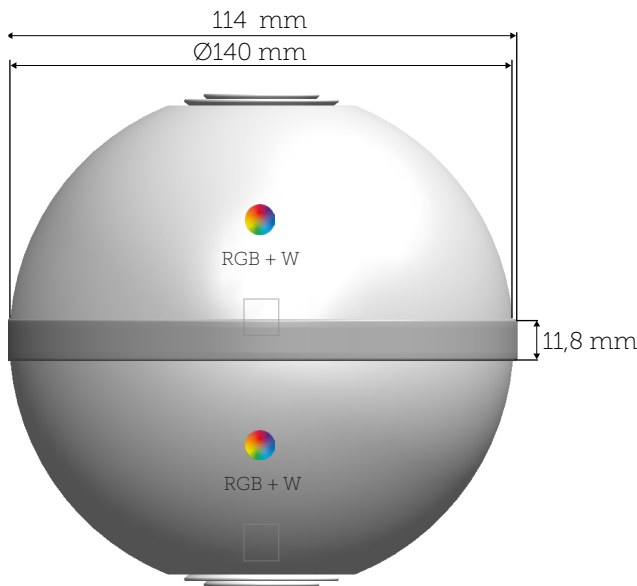
LED-SPHERE

“ Imagine sitting in a room where the ceiling is indirectly lit to create an atmospheric ambiance, whilst the table is sufficiently lit for food to be presented. This can be achieved through the use of the unique LED Sphere.

The powerful, diffuse, patented LED Sphere has a lumen output of more than 1555 lumen and consists of two half spheres that independently provide two types of lighting. The LED sphere will bring atmosphere to any room, or can be used as an eye-catcher in entrances and foyers. ”



ULTIMATE
RGB+W, RGB+W



RGB+W (2700K) + RGB+W (2700K)
ART. NR: S-RGBW-C
INTEGRATED CASAMBI CONTROL SYSTEM

RGB+W (2700K) + RGB+W (2700K)
ART. NR: S-RGBW-D
INTEGRATED DMX CONTROL SYSTEM

LIGHT OUTPUT



1555 lumen

COLOUR FASTNESS



RA 95

ENERGY USAGE



max. 24 Watt

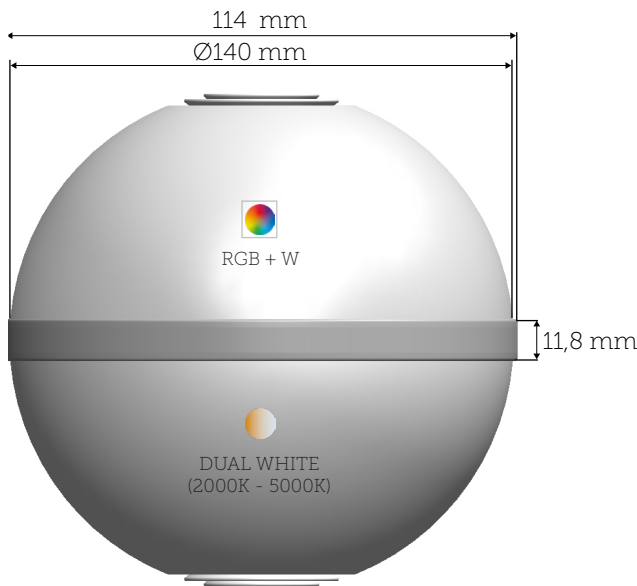
LIFESPAN



70% after
50,000 hours



PREMIUM
RGB+W, DUAL WHITE



RGB+W, DUAL WHITE (2000K-5000K)
ART. NR: S-RGBW-DW-C
INTEGRATED CASAMBI CONTROL SYSTEM

RGB+W, DUAL WHITE (2000K-5000K)
ART. NR: S-RGBW-DW-D
INTEGRATED DMX CONTROL SYSTEM

LIGHT OUTPUT



1565 lumen

COLOUR FASTNESS



RA 95

ENERGY USAGE



max. 24 Watt

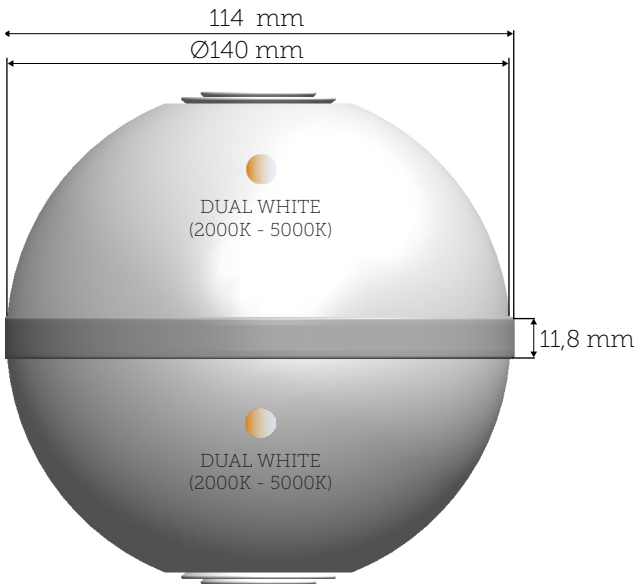
LIFESPAN



70% after
50,000 hours



BASIC
DUAL WHITE, DUAL WHITE



DUAL WHITE, DUAL WHITE
(2000K-5000K)
ART. NR: S-DW-C
INTEGRATED CASAMBI CONTROL SYSTEM

DUAL WHITE, DUAL WHITE
(2000K-5000K)
ART. NR: S-DW-D
INTEGRATED DMX CONTROL SYSTEM

LIGHT OUTPUT



1721 lumen

COLOUR FASTNESS



RA 95

ENERGY USAGE



max. 24 Watt

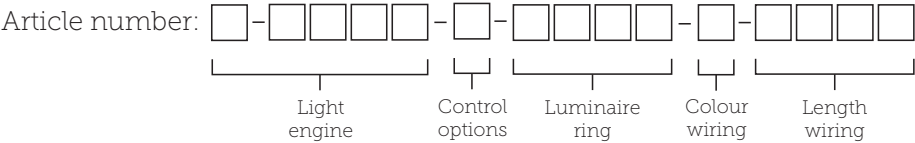
LIFESPAN



70% after
50,000 hours

ARTICLE NUMBER

LED-SPHERE



LIGHT ENGINE	CONTROL OPTIONS	LUMINAIRE RING	COLOUR WIRING	LENGTH
S-DW= Dual white	D = DMX (Loxone / KNX)	1000 = Standard White	T = Semi transparent	3000 mm
S-DW-RGB+W = Dual white 2000K-5000K + RGB+W (2700K)	C = Casambi	1001 = Wooden ring oak	W =White	5000 mm
D-RGBW = RGB+W (2700K) + RGB+W (2700K)		1004 = No ring	B = Black	10000 mm
		1005 = Customized	C = Customized	15000 mm

COMPATIBILITY TABLE


DRIVERS AND ENGINES

	EXTERNAL DRIVER				INTERNAL DRIVER	
	CASAMBI	DMX	DALI	0-10 VOLT	CASAMBI	DMX
GLARELESS SPOT SINGLE WHITE	x	x	x	x		
GLARELESS SPOT DUAL WHITE/ WARM DIMMING	x		x		x	x
GLARELESS SPOT DUAL WHITE / TUNABLE WHITE	x	x	x		x	x
GLARELESS SPOT RGB+W					x	x
LED-SPHERE BASIC DUAL WHITE/ DUAL WHITE					x	x
LED-SPHERE PREMIUM RGB+W/ DUAL WHITE					x	x
LED-SPHERE ULTIMATE RGB+W/ RGB+W					x	x
POWERLINE SINGLE WHITE	x				x	x
POWERLINE DUAL WHITE / WARM DIMMING					x	
POWERLINE DUAL WHITE/ TUNABLE WHITE					x	x
POWERLINE RGBW+W					x	x
OUTDOOR ENGINE					x	

MANUALS

WWW.DYDELL.COM

Want to know more about the wiring and connecting the engine to the driver? Scan the QR code below to go to the instruction page on our website. Is the QR code not working? Copy this link: <https://www.dydell.com/nl/video-instructies-handleidingen/> into your browser





DYDELL

.COM

CONNECTING
LED LIGHT EXPERIENCE

DYDELL BV

The Netherlands

info@dydell.com

www.dydell.com

T +31 (0)23 529 3888