

OUR TECHNOLOGY CAN LIGHT UP YOUR PRODUCT



LINE



ENGINE



SPHERE




ENGINE



SPOT



ENGINE



OUTDOOR



ENGINE

WWW.DYDELL.COM



CUSTOM MADE

“ WE BELIEVE IN SHARING

DYDELL stands for Dynamic, Design, LED and Light and we are a product developer in smart lighting.

Developing smart lighting requires the right experience and specific technical know-how. And that's exactly what DYDELL has to offer.

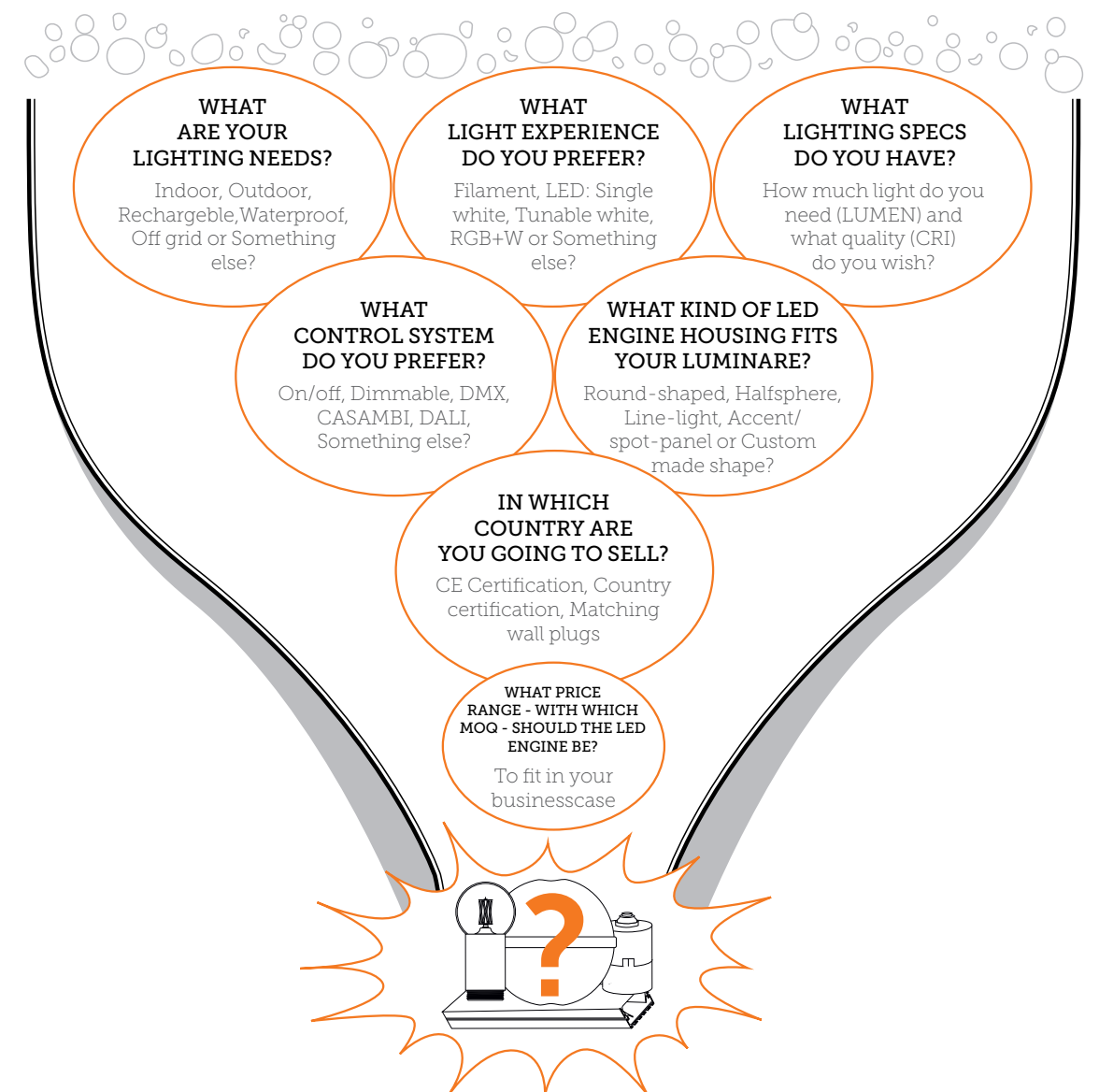
We offer you our expertise, know-how and technology for free. Yes, for free. You see, we are looking for a challenge that will address all of our qualities. Are you looking for the right partner to take your product to the next level?

So, what is your challenge for our technology? ”



YOU CAN USE OUR TECHNOLOGY **FOR FREE**

We offer you our expertise, know-how and technology for free. Yes, for free. You see, we are looking for a challenge that will address all of our qualities. Are you looking for the right partner to take your product to the next level? ***Let's connect and share!***



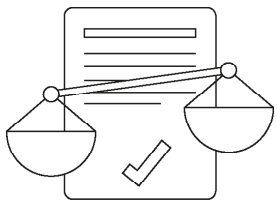
OUR TECHNOLOGY CAN IMPROVE YOUR PRODUCTS

Developing smart lighting requires the right experience and specific technical know-how. And that's exactly what DYDELL has to offer. DYDELL believes in sharing. We believe in sharing our time with you, our technology, our knowledge and our entrepreneurship. We would

like to work with you to achieve our common goals. You have a vision, a project and a product. We offer added value by integrating our high quality smart light technology into your project or product. This way we can make a difference in the field of smart lighting.

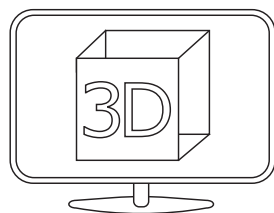
PROBLEM DEFINITION & SCHEDULE OF REQUIREMENTS

Whenever there is a desire to develop a custom made lighting solution, our first step is to analyse and understand the problem. After defining the problem, we develop a detailed list of LED engine requirements.



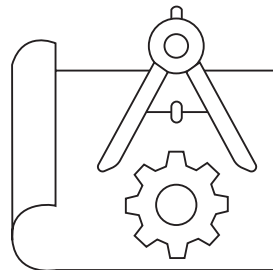
ENGINEERING A CUSTOM-MADE LED-ENGINE

In the engineering phase the chosen concept based on the schedule of requirements, will be defined in 3D CAD drawings.



PROTOTYPE

To make the prototype there is consultation with a chosen producer about manufacturability, materialization and costs. The prototype of the housing is assembled with the available electronics from DYDELL and functionally tested.




CERTIFICATION

DYDELL will provide CE Certification and country specified certification upon completion of each project.



REALIZATION AND 0-SERIES

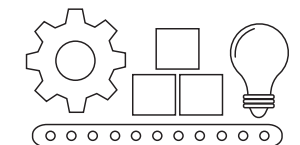
DYDELL supervises this phase, leading the development of tools with the supplier when making the tools. Any optimization is implemented in the 3D CAD model. Parts are specified in technical drawings. DYDELL will check the FOT of the components and record the result in a quality report.




PRODUCTION, (MOQ + 500 PIECES)

After testing the machine tooling, and evaluating the first products of the 0 series, the production process can be started. Optimization can be implemented in the following production runs.

DYDELL is a committed company that stands for high-quality smart lighting technology and great customer experience. We would like to work with you to achieve our common goals.





OUR TECHNOLOGY CAN LIGHT UP YOUR PRODUCTS

DYDELL does not only develop for her own collection, but we also team up with leading brands to make excellent custom made LED engines. With these distinct customized light solutions we prove that beautifully changeable light and comfort perfectly align with durability. Because of the integrated operating system with fully automatic light components your project or product will always steal the spotlight.

EXISTING LED-ENGINES

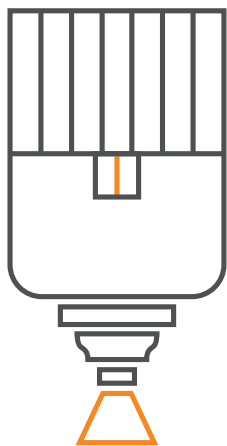
SPHERE ENGINE



The powerful, diffuse, patented LED Sphere consists of two half spheres that can be controlled independently.

- Light engines: Dual White (2000K-5000K) or RGB+W (27000K)
- CRI: + 90-95
- Control options: Internal driver Casambi, Internal driver DMX
- Beam angle: 360°
- Mounting: M10 inner tube connection
- Lumen output: 1555-1575 lumen
- Measurements sphere: Ø 140mm
- Protection markings compliance: IP 20 / CE
- Input Voltage: 220-26 VDC
- Current: 1A max

SPOT ENGINE



The LED light source is incorporated in the luminaire and the optic is arranged in such a way that it transmits the light through an opening of only 10mm.

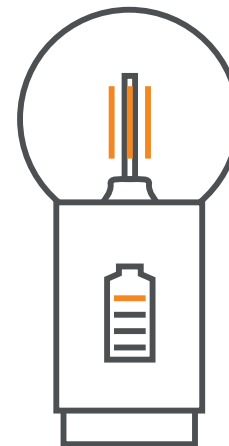
- Light engines: Single white, Dual White, Warm dimming, RGB+W
- CRI: + 90
- Control options: External driver (Casambi, Dali, 0-10V, DMX), Internal driver Casambi, Internal driver DMX
- Beam angle: 40° or 20°
- Lumen output: 500-600 lumen
- Measurements spot engine: single white: Ø 55,4 x H70mm, Dual white & RGB+W: Ø 55,4 x H89mm
- Protection markings compliance: IP 20 / CE
- Voltage internal driver: 24 VDC-Power 12W max
- Voltage external driver: 950mA-Power 12W max



LINE ENGINE

The powerful, dynamic Powerline stands out because of its high light capacity and its beautiful, soft, spotless light.

- Light engines: Single white, Dual white (2000K-5000K), Warm dimming (2000K-3000K), RGB+W (27000K), Custom made
- Measurements Powerlines: PL23: W23mm x H25.1mm, PL35: W35mm x H35mm, PLWALL: W71,1 x H30,3mm, Custom made
- CRI: + 90
- Control options: External driver (0-10V, DALI, Casambi), Internal driver Casambi, Internal driver DMX, Smart switch
- Lumen output: 33W/meter
- Protection markings compliance: IP 20 / CE



OUTDOOR ENGINE

This outdoor engine is unique in its kind. Due to its dimmable filament light this engine displaces a beautiful ambiance.

- Light engines: filament 2300K – Custom made
- Control options: Internal driver Casambi, Custom made
- Rechargeable: YES
- Burning hours: 72 hours
- Plug: USB-C – Custom made
- Protection markings compliance: IP 65 / CE



LINE



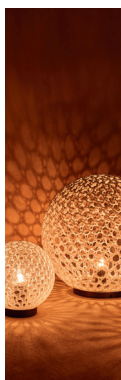
ENGINE



SPHERE



ENGINE



OUTDOOR



ENGINE



SPOT



ENGINE



DYDELL

DYDELL BV

The Netherlands

info@dydell.com

www.dydell.com

T +31 (0) 23 529 38 88